


























SKM / CSK 2018
Super Mini
Final
Classement / Klassement

Clt Rnk	N° No.	Pilote Pilot	Nat	Tours Laps	Ecart Gap	M.Tour B.Lap	Pénalité Penalty
1	25	JOSSERON Kilian		11		1:02.812	
2	99	KRAFT Sebastian		11	+0.047	1:02.725	
3	5	LUGASSY Shannon		11	+0.188	1:02.523	
4	18	MATHUR Lyon		11	+6.135	1:02.911	
5	49	HUBER Jérôme		11	+8.841	1:03.357	
6	11	LÜSCHER Ekaterina 		11	+8.884	1:03.089	
7	98	FREY Enea		11	+9.274	1:03.343	
8	45	SHAW Roy Alan		11	+14.425	1:03.736	
9	24	GÖTTI Nils-Enzo		11	+14.437	1:03.532	
10	2	STEIGER Valentin		11	+18.353	1:03.295	
11	23	ACHERMANN Loris		11	+21.509	1:03.790	
12	3	LAI Andrea		11	+21.880	1:03.841	
13	6	LAI Mateo		11	+25.215	1:03.837	
14	9	KNÖRR Adrian		11	+25.583	1:03.677	
15	7	KOCH Sergio		11	+25.878	1:03.550	
16	4	NAUDE Kiana 		11	+26.520	1:03.885	
17	51	ODIET Elliott		11	+27.003	1:04.429	
18	10	GERLING Hector John		11	+29.664	1:04.639	
19	66	MALK Cedric		11	+51.221	1:03.374	+3.000
20	77	FARDIN Kian		10	+1 Lap	1:03.903	
21	15	LUONGO Luca		10	+1 Lap	1:03.439	
22	14	NEUHAUS Lynn 			+11 Laps		

Meilleur tour / Best lap: 5 LUGASSY Shannon - 1:02.523

Pas un tour / No lap

14	NEUHAUS Lynn 		+11 Laps
----	--	---	----------

N° 66 3 " de pénalité : Sortie partielle du couloir avant le départ / Partial exit of the corridor before the departure

Sous réserve de contrôle technique ou décision sportive

Unter Vorbehalt der technischen und sportlichen Kontrolle

Chronométrage/Zeitnehmer

Affiché à / Ausgehängt am

Le Directeur de course / Rennleiter

SKM / CSK 2018
Super Mini
Final
Historique / Records

N° No.	Tour Lap	Temps Time
2		
2		
2		
START		
2		
2	1	1:11.757
2	2	1:04.292
2	3	1:04.453
2	4	1:03.606
2	5	1:04.545
2	6	1:04.006
2	7	1:04.263
2	8	1:03.887
2	9	1:03.625
2	10	1:03.523
FINISH		
2	11	1:03.295

N° No.	Tour Lap	Temps Time
3		
3		
3		
START		
3		
3	1	1:08.903
3	2	1:05.087
3	3	1:04.773
3	4	1:04.320
3	5	1:05.045
3	6	1:04.371
3	7	1:04.575
3	8	1:04.032
3	9	1:04.008
3	10	1:03.841
FINISH		
3	11	1:04.699

N° No.	Tour Lap	Temps Time
4		
4		
4		
START		
4		
4	1	1:10.834
4	2	1:05.489
4	3	1:05.077
4	4	1:04.648
4	5	1:05.189
4	6	1:05.124
4	7	1:04.642
4	8	1:04.227
4	9	1:03.885
4	10	1:04.041
FINISH		
4	11	1:04.600

N° No.	Tour Lap	Temps Time
5		
START		
5		
5	1	1:03.539
5	2	1:03.064
5	3	1:03.686
5	4	1:02.740
5	5	1:03.176
5	6	1:03.263
5	7	1:02.679
5	8	1:03.237
5	9	1:02.992
5	10	1:02.523
FINISH		
5	11	1:02.925

N° No.	Tour Lap	Temps Time
6		

N° No.	Tour Lap	Temps Time
6		
6		
START		
6		
6	1	1:11.104
6	2	1:05.436
6	3	1:05.101
6	4	1:05.019
6	5	1:04.856
6	6	1:05.023
6	7	1:04.588
6	8	1:03.837
6	9	1:03.853
6	10	1:04.106
FINISH		
6	11	1:03.867

N° No.	Tour Lap	Temps Time
7		
7		
7		
START		
7		
7	1	1:11.432
7	2	1:05.781
7	3	1:05.018
7	4	1:04.984
7	5	1:05.048
7	6	1:05.211
7	7	1:04.511
7	8	1:04.429
7	9	1:03.550
7	10	1:03.645
FINISH		
7	11	1:04.292

N° No.	Tour Lap	Temps Time
9		

N° No.	Tour Lap	Temps Time
9		
9		
START		
9		
9	1	1:12.211
9	2	1:05.605
9	3	1:04.981
9	4	1:04.639
9	5	1:04.968
9	6	1:04.923
9	7	1:04.537
9	8	1:03.960
9	9	1:03.677
9	10	1:04.453
FINISH		
9	11	1:04.138

N° No.	Tour Lap	Temps Time
10		
10		
10		
START		
10		
10	1	1:11.232
10	2	1:05.145
10	3	1:05.075
10	4	1:05.020
10	5	1:05.013
10	6	1:04.639
10	7	1:05.320
10	8	1:05.454
10	9	1:04.746
10	10	1:05.084
FINISH		
10	11	1:04.700

N° No.	Tour Lap	Temps Time
11		

N° No.	Tour Lap	Temps Time
START		
11		
11	1	1:06.308
11	2	1:03.776
11	3	1:03.690
11	4	1:03.760
11	5	1:03.907
11	6	1:03.089
11	7	1:03.502
11	8	1:03.493
11	9	1:03.756
11	10	1:03.615
FINISH		
11	11	1:03.471

14 NEUHAUS Lynn		
14		
14		
14		
START		
14		
FINISH		

15 LUONGO Luca		
15		
15		
15		
START		
15		
15	1	1:10.299
15	2	1:04.878
15	3	1:04.975
15	4	1:04.910
15	5	1:03.955
15	6	1:03.763
15	7	1:03.439
15	8	1:04.215
15	9	1:03.867
15	10	1:04.257
FINISH		

18 MATHUR Lyon		
18		
START		
18		

N° No.	Tour Lap	Temps Time
18	1	1:06.457
18	2	1:04.172
18	3	1:03.582
18	4	1:03.358
18	5	1:03.658
18	6	1:03.098
18	7	1:03.089
18	8	1:02.911
18	9	1:02.975
18	10	1:02.979
FINISH		
18	11	1:03.245

23 ACHERMANN Loris		
23		
23		
23		
START		
23		
23	1	1:10.250
23	2	1:04.755
23	3	1:03.790
23	4	1:04.944
23	5	1:04.668
23	6	1:04.269
23	7	1:04.263
23	8	1:04.195
23	9	1:03.899
23	10	1:04.161
FINISH		
23	11	1:05.174

24 GÖTTI Nils-Enzo		
24		
24		
24		
START		
24		
24	1	1:08.343
24	2	1:04.093
24	3	1:03.792
24	4	1:03.653
24	5	1:03.705
24	6	1:03.618
24	7	1:04.441
24	8	1:04.069
24	9	1:03.532

N° No.	Tour Lap	Temps Time
24	10	1:04.087
FINISH		
24	11	1:03.886

25 JOSSERON Kilian		
25		
25		
START		
25		
25	1	1:03.430
25	2	1:03.187
25	3	1:03.265
25	4	1:03.038
25	5	1:03.226
25	6	1:03.113
25	7	1:02.874
25	8	1:02.912
25	9	1:02.812
25	10	1:02.846
FINISH		
25	11	1:03.082

45 SHAW Roy Alan		
45		
45		
START		
45		
45	1	1:06.726
45	2	1:04.569
45	3	1:03.871
45	4	1:04.088
45	5	1:03.982
45	6	1:03.969
45	7	1:04.774
45	8	1:03.763
45	9	1:03.736
45	10	1:04.068
FINISH		
45	11	1:03.982

49 HUBER Jérôme		
49		
START		
49		
49	1	1:05.999

N° No.	Tour Lap	Temps Time
49	2	1:03.795
49	3	1:03.694
49	4	1:03.751
49	5	1:03.357
49	6	1:03.706
49	7	1:03.569
49	8	1:03.472
49	9	1:03.658
49	10	1:03.626
FINISH		
49	11	1:03.477

51 ODIET Elliott		
51		
51		
51		
START		
51		
51	1	1:09.077
51	2	1:05.221
51	3	1:04.798
51	4	1:06.028
51	5	1:04.878
51	6	1:04.919
51	7	1:04.456
51	8	1:04.445
51	9	1:04.429
51	10	1:04.596
FINISH		
51	11	1:05.685

66 MALK Cedric		
66		
66		
66		
START		
66		
66	1	1:38.924
66	2	1:04.463
66	3	1:03.791
66	4	1:03.888
66	5	1:04.018
66	6	1:03.465
66	7	1:03.863
66	8	1:03.680
66	9	1:03.374
66	10	1:03.512

SKM / CSK 2018
 Super Mini
 Final
 Historique / Records

N° No.	Tour Lap	Temps Time
FINISH		
66	11	1:07.689

77 FARDIN Kian

77		
77		
77		
START		
77		
77	1	1:08.340
77	2	1:05.107
77	3	1:05.249
77	4	1:04.888
77	5	1:04.594
77	6	1:04.190
77	7	1:04.431
77	8	1:04.072
77	9	1:03.903
77	10	1:04.113
FINISH		

98 FREY Enea

98		
98		
98		
START		
98		
98	1	1:05.762
98	2	1:04.236
98	3	1:03.991
98	4	1:03.618
98	5	1:03.680
98	6	1:03.446
98	7	1:03.505
98	8	1:03.464
98	9	1:03.343
98	10	1:03.654
FINISH		
98	11	1:03.559

99 KRAFT Sebastian

99		
START		
99		
99	1	1:03.514

N° No.	Tour Lap	Temps Time
99	2	1:03.056
99	3	1:03.382
99	4	1:03.053
99	5	1:03.092
99	6	1:03.203
99	7	1:02.823
99	8	1:03.240
99	9	1:02.725
99	10	1:02.789
FINISH		
99	11	1:02.848

SKM / CSK 2018
Super Mini
Final
Tour par tour / Lap by lap

Grille / Grid	25	99	5	18	11	49	98	45	2	23	24	66	77	14	9	7	15	10	3	6	51	4
---------------	----	----	---	----	----	----	----	----	---	----	----	----	----	----	---	---	----	----	---	---	----	---

	1.	2.	3.	4.	5.	6.	7.	8.	9.	10.	11.	12.	13.	14.	15.	16.	17.	18.	19.	20.	21.	22.
Départ / Start	25	99	5	11	18	49	45	98	2	23	24	77	9	66	14	7	15	3	10	6	51	4
Tour / Lap 1	25	99	5	49	98	11	18	45	24	77	3	23	51	15	2	7	10	6	4	9	66	
Tour / Lap 2	25	99	5	49	11	98	18	45	24	77	23	3	51	2	15	10	6	4	7	9	66	
Tour / Lap 3	25	99	5	49	11	18	98	45	24	23	77	3	51	2	15	10	6	4	7	9	66	
Tour / Lap 4	25	99	5	49	11	18	98	45	24	23	77	2	3	15	51	10	4	9	6	7	66	
Tour / Lap 5	25	99	5	49	18	11	98	45	24	77	23	2	3	15	51	10	9	6	4	7	66	
Tour / Lap 6	25	99	5	18	49	11	98	45	24	77	2	23	3	15	51	10	9	6	4	7	66	
Tour / Lap 7	25	99	5	18	11	49	98	24	45	2	23	77	15	3	51	9	6	10	4	7	66	
Tour / Lap 8	25	99	5	18	11	49	98	45	24	2	77	23	15	3	51	9	6	4	7	10	66	
Tour / Lap 9	25	99	5	18	49	11	98	45	24	2	77	23	15	3	51	9	6	4	7	10	66	
Tour / Lap 10	25	99	5	18	49	11	98	45	24	2	77	23	15	3	51	6	9	7	4	10	66	
Tour / Lap 11	25	99	5	18	49	11	98	45	24	2	23	3	6	9	7	4	51	10	66			