


























SKM / CSK 2018  
Super Mini  
Race 1  
Classement / Klassement

Cl Rnk	N° No.	Pilote Pilot	Nat	Tours Laps	Ecart Gap	M.Tour B.Lap	Pénalité Penalty	Points
1	25	JOSSERON Kilian		9		1:01.885		0
2	5	LUGASSY Shannon		9	+0.320	1:01.872		2
3	99	KRAFT Sebastian		9	+0.320	1:01.673		3
4	18	MATHUR Lyon		9	+0.964	1:01.881		4
5	11	LÜSCHER Ekaterina 		9	+3.545	1:01.788	+3.000	5
6	45	SHAW Roy Alan		9	+4.560	1:02.383		6
7	66	MALK Cedric		9	+5.387	1:02.484		7
8	98	FREY Enea		9	+7.014	1:02.544		8
9	49	HUBER Jérôme		9	+7.056	1:02.370	+3.000	9
10	23	ACHERMANN Loris		9	+8.254	1:02.610		10
11	2	STEIGER Valentin		9	+8.517	1:02.730		11
12	24	GÖTTI Nils-Enzo		9	+10.959	1:02.792		12
13	14	NEUHAUS Lynn 		9	+10.982	1:02.766		13
14	77	FARDIN Kian		9	+12.314	1:02.786		14
15	9	KNÖRR Adrian		9	+17.600	1:03.234		15
16	7	KOCH Sergio		9	+18.343	1:02.899		16
17	10	GERLING Hector John		9	+20.591	1:03.505		17
18	6	LAI Mateo		9	+39.445	1:03.071		18
19	51	ODIET Elliott		9	+46.571	1:03.417		19
20	3	LAI Andrea		8	+1 Lap	1:03.251		20
21	4	NAUDE Kiana 		8	+1 Lap	1:03.332	+3.000	21
22	15	LUONGO Luca		1	+8 Laps	1:06.676		22

Meilleur tour / Best lap: 99 KRAFT Sebastian - 1:01.673

N° 4, 11, 49 3" de pénalité : Sortie partielle du couloir / Teilweises verlassen des Startkorridors

Sous réserve de contrôle technique ou décision sportive

Unter Vorbehalt der technischen und sportlichen Kontrolle

Chronométrage/Zeitnehmer

Affiché à / Ausgehängt am

Le Directeur de course / Rennleiter

SKM / CSK 2018  
Super Mini  
Race 1  
Historique / Records

N° No.	Tour Lap	Temps Time
<b>2 STEIGER Valentin</b>		
2		
2		
START		
2		
2	1	1:04.998
2	2	1:02.857
2	3	1:03.779
2	4	1:02.730
2	5	1:02.890
2	6	1:02.919
2	7	1:02.989
2	8	1:02.889
FINISH		
2	9	1:03.031

N° No.	Tour Lap	Temps Time
<b>3 LAI Andrea</b>		
3		
3		
START		
3		
3	1	1:08.100
3	2	1:04.278
3	3	1:03.807
3	4	1:03.609
3	5	1:03.650
3	6	1:03.251
3	7	1:03.258
3	8	1:03.846
FINISH		

N° No.	Tour Lap	Temps Time
<b>4 NAUDE Kiana</b>		
4		
4		
START		
4		
4	1	1:07.904

N° No.	Tour Lap	Temps Time
4	2	1:04.613
4	3	1:03.636
4	4	1:03.760
4	5	1:03.417
4	6	1:03.698
4	7	1:03.332
4	8	1:03.480
FINISH		
4	9	1:03.861

N° No.	Tour Lap	Temps Time
<b>5 LUGASSY Shannon</b>		
5		
5		
START		
5		
5	1	1:03.149
5	2	1:02.740
5	3	1:02.835
5	4	1:02.489
5	5	1:02.219
5	6	1:02.032
5	7	1:01.872
5	8	1:02.131
FINISH		
5	9	1:01.895

N° No.	Tour Lap	Temps Time
<b>6 LAI Mateo</b>		
6		
6		
START		
6		
6	1	1:07.702
6	2	1:04.042
6	3	1:28.238
6	4	1:03.822
6	5	1:03.241
6	6	1:03.071
6	7	1:03.184

N° No.	Tour Lap	Temps Time
6	8	1:03.145
FINISH		
6	9	1:03.188

N° No.	Tour Lap	Temps Time
<b>7 KOCH Sergio</b>		
7		
7		
START		
7		
7	1	1:08.254
7	2	1:04.955
7	3	1:03.883
7	4	1:03.345
7	5	1:03.785
7	6	1:03.473
7	7	1:04.108
7	8	1:03.139
FINISH		
7	9	1:02.899

N° No.	Tour Lap	Temps Time
<b>9 KNÖRR Adrian</b>		
9		
9		
START		
9		
9	1	1:06.952
9	2	1:03.810
9	3	1:04.124
9	4	1:03.576
9	5	1:03.376
9	6	1:03.234
9	7	1:03.574
9	8	1:04.083
FINISH		
9	9	1:03.917

N° No.	Tour Lap	Temps Time
<b>10 GERLING Hector John</b>		
10		
10		
START		
10		
10	1	1:07.931
10	2	1:04.800
10	3	1:03.708
10	4	1:03.723
10	5	1:03.762
10	6	1:03.505
10	7	1:04.344
10	8	1:03.957
FINISH		
10	9	1:04.166

N° No.	Tour Lap	Temps Time
<b>11 LÜSCHER Ekaterina</b>		
11		
11		
START		
11		
11	1	1:03.520
11	2	1:02.500
11	3	1:02.886
11	4	1:02.591
11	5	1:02.135
11	6	1:02.089
11	7	1:01.793
11	8	1:02.160
FINISH		
11	9	1:01.788

N° No.	Tour Lap	Temps Time
<b>14 NEUHAUS Lynn</b>		
14		
14		
START		
14		

N° No.	Tour Lap	Temps Time
14	1	1:06.016
14	2	1:03.908
14	3	1:02.962
14	4	1:02.766
14	5	1:03.360
14	6	1:02.802
14	7	1:03.299
14	8	1:02.786
FINISH		
14	9	1:03.045

### 15 LUONGO Luca

15		
15		
START		
15		
15	1	1:06.676
FINISH		

### 18 MATHUR Lyon

18		
18		
START		
18		
18	1	1:03.945
18	2	1:02.600
18	3	1:02.793
18	4	1:02.394
18	5	1:02.099
18	6	1:02.060
18	7	1:02.033
18	8	1:02.001
FINISH		
18	9	1:01.881

### 23 ACHERMANN Loris

23		
23		
START		
23		
23	1	1:05.979
23	2	1:03.226
23	3	1:02.743
23	4	1:02.807
23	5	1:02.610

N° No.	Tour Lap	Temps Time
23	6	1:02.801
23	7	1:02.791
23	8	1:02.776
FINISH		
23	9	1:02.861

### 24 GÖTTI Nils-Enzo

24		
24		
START		
24		
24	1	1:05.815
24	2	1:03.494
24	3	1:02.900
24	4	1:03.522
24	5	1:03.487
24	6	1:03.082
24	7	1:03.000
24	8	1:02.792
FINISH		
24	9	1:03.077

### 25 JOSSERON Kilian

25		
25		
START		
25		
25	1	1:03.021
25	2	1:02.847
25	3	1:02.822
25	4	1:02.356
25	5	1:02.282
25	6	1:02.003
25	7	1:01.885
25	8	1:01.946
FINISH		
25	9	1:01.977

### 45 SHAW Roy Alan

45		
45		
START		
45		
45	1	1:04.225
45	2	1:02.787

N° No.	Tour Lap	Temps Time
45	3	1:02.769
45	4	1:02.401
45	5	1:02.383
45	6	1:02.513
45	7	1:02.555
45	8	1:02.867
FINISH		
45	9	1:02.609

### 49 HUBER Jérôme

49		
49		
START		
49		
49	1	1:04.297
49	2	1:02.827
49	3	1:02.622
49	4	1:02.377
49	5	1:02.394
49	6	1:02.495
49	7	1:02.541
49	8	1:02.370
FINISH		
49	9	1:02.573

### 51 ODIET Elliott

51		
51		
START		
51		
51	1	1:06.561
51	2	1:04.074
51	3	1:32.842
51	4	1:03.957
51	5	1:03.987
51	6	1:03.417
51	7	1:03.637
51	8	1:03.739
FINISH		
51	9	1:03.907

### 66 MALK Cedric

66		
66		
START		

N° No.	Tour Lap	Temps Time
66		
66	1	1:04.612
66	2	1:03.094
66	3	1:02.839
66	4	1:02.546
66	5	1:02.629
66	6	1:02.592
66	7	1:02.635
66	8	1:02.732
FINISH		
66	9	1:02.484

### 77 FARDIN Kian

77		
77		
START		
77		
77	1	1:06.833
77	2	1:03.667
77	3	1:03.337
77	4	1:03.202
77	5	1:02.786
77	6	1:02.980
77	7	1:02.872
77	8	1:02.986
FINISH		
77	9	1:02.863

### 98 FREY Enea

98		
98		
START		
98		
98	1	1:05.153
98	2	1:02.905
98	3	1:02.776
98	4	1:02.902
98	5	1:02.721
98	6	1:02.716
98	7	1:02.544
98	8	1:02.723
FINISH		
98	9	1:02.933

### 99 KRAFT Sebastian

99		
----	--	--

SKM / CSK 2018  
Super Mini  
Race 1  
Historique / Records

N° No.	Tour Lap	Temps Time
99		
START		
99		
99	1	1:03.418
99	2	1:02.604
99	3	1:02.795
99	4	1:02.559
99	5	1:02.016
99	6	1:02.301
99	7	1:01.777
99	8	1:02.187
FINISH		
99	9	1:01.673

SKM / CSK 2018  
Super Mini  
Race 1  
Tour par tour / Lap by lap

Grille / Grid	25	99	5	18	11	15	66	2	45	49	23	98	24	6	14	3	7	4	77	51	9	10
---------------	----	----	---	----	----	----	----	---	----	----	----	----	----	---	----	---	---	---	----	----	---	----

	1.	2.	3.	4.	5.	6.	7.	8.	9.	10.	11.	12.	13.	14.	15.	16.	17.	18.	19.	20.	21.	22.
Départ / Start	25	5	99	11	18	66	15	2	45	49	98	23	24	6	3	14	4	51	7	10	77	9
Tour / Lap 1	25	5	99	11	18	45	66	49	2	98	24	23	15	14	51	6	77	9	3	4	10	7
Tour / Lap 2	25	5	99	11	18	45	49	66	2	98	23	24	14	51	77	6	9	3	4	10	7	
Tour / Lap 3	25	5	99	11	18	45	49	66	98	2	23	24	14	77	9	3	4	10	7	6	51	
Tour / Lap 4	25	5	99	11	18	45	49	66	98	2	23	24	14	77	9	3	4	10	7	6	51	
Tour / Lap 5	25	99	5	11	18	45	49	66	98	2	23	24	14	77	9	3	4	10	7	6	51	
Tour / Lap 6	25	5	99	11	18	45	49	66	98	2	23	14	24	77	9	3	4	10	7	6	51	
Tour / Lap 7	25	5	99	11	18	45	49	66	98	2	23	24	14	77	9	3	4	7	10	6	51	
Tour / Lap 8	25	5	99	11	18	49	45	66	98	23	2	24	14	77	9	3	4	7	10	6	51	
Tour / Lap 9	25	5	99	11	18	49	45	66	98	23	2	24	14	77	9	4	7	10	6	51		