


























SKM / CSK 2018
Super Mini
Race 2
Classement / Klassement

Cl	N°	Pilote	Nat	Tours	Ecart	M.Tour	Pénalité	Points
Rnk	No.	Pilot		Laps	Gap	B.Lap	Penalty	
1	25	JOSSERON Kilian		9		1:02.375		0
2	99	KRAFT Sebastian		9	+3.170	1:02.657		2
3	5	LUGASSY Shannon		9	+3.346	1:02.349		3
4	11	LÜSCHER Ekaterina	 	9	+3.598	1:02.603		4
5	18	MATHUR Lyon		9	+6.220	1:02.155	+3.000	5
6	49	HUBER Jérôme		9	+6.347	1:02.716		6
7	98	FREY Enea		9	+6.910	1:02.676		7
8	2	STEIGER Valentin		9	+10.319	1:03.160		8
9	23	ACHERMANN Loris		9	+11.124	1:02.675	+3.000	9
10	77	FARDIN Kian		9	+13.271	1:03.080		10
11	24	GÖTTI Nils-Enzo		9	+13.464	1:02.918		11
12	45	SHAW Roy Alan		9	+14.176	1:02.801		12
13	14	NEUHAUS Lynn	 	9	+14.660	1:02.892		13
14	15	LUONGO Luca		9	+15.034	1:02.680		14
15	9	KNÖRR Adrian		9	+15.980	1:03.356		15
16	7	KOCH Sergio		9	+16.128	1:03.217		16
17	66	MALK Cedric		9	+17.291	1:02.765	+3.000	17
18	3	LAI Andrea		9	+21.506	1:03.575		18
19	10	GERLING Hector John		9	+22.755	1:04.089		19
20	4	NAUDE Kiana	 	9	+22.894	1:04.030		20
21	51	ODIET Elliott		7	+2 Laps	1:04.078		21
22	6	LAI Mateo		6	+3 Laps	1:04.033		22

Meilleur tour / Best lap: 18 MATHUR Lyon - 1:02.155

N° 18, 23, 66 3 " de pénalité : Sortie partielle du couloir avant le départ / Partial exit of the corridor before the departure

Sous réserve de contrôle technique ou décision sportive

Unter Vorbehalt der technischen und sportlichen Kontrolle

Chronométrage/Zeitnehmer

Affiché à / Ausgehängt am

Le Directeur de course / Rennleiter

SKM / CSK 2018
Super Mini
Race 2
Historique / Records

N° No.	Tour Lap	Temps Time
2 STEIGER Valentin		
2		
2		
START		
2		
2	1	1:06.031
2	2	1:03.222
2	3	1:03.160
2	4	1:03.217
2	5	1:03.417
2	6	1:03.218
2	7	1:03.639
2	8	1:03.329
FINISH		
2	9	1:03.527

N° No.	Tour Lap	Temps Time
3 LAI Andrea		
3		
3		
START		
3		
3	1	1:07.358
3	2	1:04.756
3	3	1:05.261
3	4	1:03.863
3	5	1:04.690
3	6	1:03.979
3	7	1:03.575
3	8	1:04.937
FINISH		
3	9	1:03.871

N° No.	Tour Lap	Temps Time
4 NAUDE Kiana		
4		
4		
START		
4		

N° No.	Tour Lap	Temps Time
4	1	1:07.767
4	2	1:04.689
4	3	1:04.318
4	4	1:04.603
4	5	1:05.070
4	6	1:04.082
4	7	1:04.714
4	8	1:04.030
FINISH		
4	9	1:04.710

N° No.	Tour Lap	Temps Time
5 LUGASSY Shannon		
5		
5		
START		
5		
5	1	1:03.866
5	2	1:02.349
5	3	1:02.964
5	4	1:03.299
5	5	1:02.565
5	6	1:02.933
5	7	1:03.104
5	8	1:02.539
FINISH		
5	9	1:02.885

N° No.	Tour Lap	Temps Time
6 LAI Mateo		
6		
6		
START		
6		
6	1	1:06.248
6	2	1:05.279
6	3	1:04.033
6	4	2:23.978
6	5	2:43.713
FINISH		

N° No.	Tour Lap	Temps Time
6	6	1:18.103
7 KOCH Sergio		
7		
7		
START		
7		
7	1	1:06.782
7	2	1:05.043
7	3	1:04.101
7	4	1:03.664
7	5	1:04.903
7	6	1:03.217
7	7	1:03.299
7	8	1:03.313
FINISH		
7	9	1:03.570

N° No.	Tour Lap	Temps Time
9 KNÖRR Adrian		
9		
9		
START		
9		
9	1	1:05.604
9	2	1:04.380
9	3	1:04.480
9	4	1:04.996
9	5	1:03.979
9	6	1:03.389
9	7	1:04.159
9	8	1:03.356
FINISH		
9	9	1:03.640

N° No.	Tour Lap	Temps Time
10 GERLING Hector John		
10		

N° No.	Tour Lap	Temps Time
10		
START		
10		
10	1	1:07.475
10	2	1:04.729
10	3	1:04.618
10	4	1:04.590
10	5	1:04.448
10	6	1:04.641
10	7	1:04.763
10	8	1:04.089
FINISH		
10	9	1:04.631

N° No.	Tour Lap	Temps Time
11 LÜSCHER Ekaterina		
11		
11		
START		
11		
11	1	1:03.303
11	2	1:02.951
11	3	1:03.014
11	4	1:03.206
11	5	1:02.603
11	6	1:02.880
11	7	1:03.115
11	8	1:02.816
FINISH		
11	9	1:02.778

N° No.	Tour Lap	Temps Time
14 NEUHAUS Lynn		
14		
14		
START		
14		
14	1	1:06.699
14	2	1:04.823
14	3	1:04.709

N° No.	Tour Lap	Temps Time
14	4	1:03.604
14	5	1:04.035
14	6	1:03.260
14	7	1:03.265
14	8	1:02.892
FINISH		
14	9	1:03.557

15 LUONGO Luca

15		
15		
START		
15		
15	1	1:07.170
15	2	1:04.085
15	3	1:03.783
15	4	1:03.462
15	5	1:04.732
15	6	1:02.680
15	7	1:03.148
15	8	1:02.759
FINISH		
15	9	1:03.810

18 MATHUR Lyon

18		
18		
START		
18		
18	1	1:06.119
18	2	1:02.588
18	3	1:03.210
18	4	1:02.417
18	5	1:02.373
18	6	1:02.155
18	7	1:02.398
18	8	1:02.460
FINISH		
18	9	1:02.568

23 ACHERMANN Loris

23		
23		
START		
23		

N° No.	Tour Lap	Temps Time
23	1	1:05.756
23	2	1:03.220
23	3	1:02.972
23	4	1:02.932
23	5	1:02.675
23	6	1:03.684
23	7	1:02.811
23	8	1:03.144
FINISH		
23	9	1:03.437

24 GÖTTI Nils-Enzo

24		
24		
START		
24		
24	1	1:06.022
24	2	1:05.235
24	3	1:04.065
24	4	1:04.281
24	5	1:03.563
24	6	1:03.189
24	7	1:02.918
24	8	1:03.307
FINISH		
24	9	1:03.127

25 JOSSERON Kilian

25		
25		
START		
25		
25	1	1:03.282
25	2	1:02.543
25	3	1:02.493
25	4	1:02.644
25	5	1:02.425
25	6	1:02.492
25	7	1:02.490
25	8	1:02.596
FINISH		
25	9	1:02.375

45 SHAW Roy Alan

45		
----	--	--

N° No.	Tour Lap	Temps Time
45		
START		
45		
45	1	1:07.354
45	2	1:05.116
45	3	1:04.128
45	4	1:03.932
45	5	1:03.321
45	6	1:03.064
45	7	1:02.801
45	8	1:03.943
FINISH		
45	9	1:03.450

49 HUBER Jérôme

49		
49		
START		
49		
49	1	1:05.739
49	2	1:02.958
49	3	1:03.077
49	4	1:02.867
49	5	1:02.817
49	6	1:03.041
49	7	1:02.891
49	8	1:02.716
FINISH		
49	9	1:02.846

51 ODIET Elliott

51		
51		
START		
51		
51	1	1:07.399
51	2	1:04.524
51	3	1:04.841
51	4	1:04.078
51	5	1:04.354
51	6	1:04.137
51	7	1:04.359
FINISH		

66 MALK Cedric

66		
----	--	--

N° No.	Tour Lap	Temps Time
66		
START		
66		
66	1	1:06.360
66	2	1:04.423
66	3	1:04.887
66	4	1:03.833
66	5	1:04.441
66	6	1:03.151
66	7	1:02.765
66	8	1:03.579
FINISH		
66	9	1:03.593

77 FARDIN Kian

77		
77		
START		
77		
77	1	1:06.020
77	2	1:04.430
77	3	1:04.246
77	4	1:03.968
77	5	1:03.516
77	6	1:03.127
77	7	1:03.080
77	8	1:03.311
FINISH		
77	9	1:03.516

98 FREY Enea

98		
98		
START		
98		
98	1	1:04.703
98	2	1:03.157
98	3	1:03.930
98	4	1:02.791
98	5	1:02.953
98	6	1:03.538
98	7	1:02.676
98	8	1:02.751
FINISH		
98	9	1:03.100

SKM / CSK 2018
Super Mini
Race 2
Historique / Records

N°	Tour	Temps
No.	Lap	Time

99 KRAFT Sebastian

99

99

START

99

99 1 **1:03.296**

99 2 **1:02.861**

99 3 1:03.092

99 4 1:03.126

99 5 **1:02.657**

99 6 1:02.732

99 7 1:02.992

99 8 1:02.814

FINISH

99 9 1:02.781

SKM / CSK 2018
Super Mini
Race 2
Tour par tour / Lap by lap

Grille / Grid	25	5	99	18	11	45	66	98	49	23	2	24	14	77	9	7	10	6	51	3	4	15
---------------	----	---	----	----	----	----	----	----	----	----	---	----	----	----	---	---	----	---	----	---	---	----

	1.	2.	3.	4.	5.	6.	7.	8.	9.	10.	11.	12.	13.	14.	15.	16.	17.	18.	19.	20.	21.	22.
Départ / Start	25	99	5	18	11	45	66	98	49	23	2	24	14	9	77	7	6	51	10	4	3	15
Tour / Lap 1	25	99	11	5	98	18	49	23	2	9	66	24	77	45	14	6	7	51	10	3	15	4
Tour / Lap 2	25	99	5	11	98	18	49	23	2	9	66	77	24	14	45	6	7	51	15	10	3	4
Tour / Lap 3	25	5	99	11	18	98	49	23	2	9	77	66	24	45	6	14	7	15	51	10	4	3
Tour / Lap 4	25	99	5	11	18	98	49	23	2	77	66	24	9	45	14	7	15	51	10	4	3	6
Tour / Lap 5	25	99	5	11	18	98	49	23	2	77	45	24	66	9	14	15	7	51	10	3	4	6
Tour / Lap 6	25	99	5	11	18	49	98	23	2	77	45	24	66	9	14	15	7	51	3	10	4	6
Tour / Lap 7	25	99	5	11	18	49	98	23	2	77	45	24	66	14	15	9	7	51	3	10	4	
Tour / Lap 8	25	99	5	18	11	49	98	23	2	77	24	66	45	14	15	9	7	3	10	4		
Tour / Lap 9	25	99	18	5	11	49	98	23	2	77	24	45	66	14	15	9	7	3	10	4		